

**PNEUMATIC STRAPPING TOOL WITH SEAL FOR STEEL STRAP
FLAT AND ROUND SURFACE**

TECHNICAL DATA / APPLICATIONS :

Powerfull and reliable strapping tool for use in industrial heavy duty applications. Available in three different sizes of strap, 19mm(3/4"), 25mm(1"), e 32mm(1-1/4") and two versions: 3 buttons model (STANDARD) and 2 buttons model (ON REQUEST)

Package type	Flat, round and irregular surfaces	
Strap quality	Bright—blue— high tensile	
Strap Width	From 19mm up to 32mm (3/4" - 1-1/4")	
Strap thickness Bright—blue	Rmax= 850 N/mm2	From 0,6mm up to 1mm (0.024" - 0.039")
Strap thickness high tensile	Rmax= 1100 N/mm2	From 0,63mm up to 0,8mm (0.025" - 0.031")
Max. Tension	9000 N	
Air pressure and consumption	From 5,5 up to 6,5 bar MAX / around 12 l/s	
Max. Tension speed	Around 6 mt/ min	
Joint type	Seal—double notches	
Seal type	Overlap (min. lenght 45mm – 1-3/4")	
Weight	Around 10 Kg	

* EASY TO USE

* MODERN DESIGN
* RELIABLE

NEWS:
BOSCH MOTOR

2 BUTTONS MODEL


3 BUTTONS MODEL

MODEL	ORDER CODE	
STSR 19 3 BUTTONS	102.190.130	STANDARD
STSR 25 3 BUTTONS	102.250.130	STANDARD
STSR 32 3 BUTTONS	102.320.130	STANDARD
STSR 19 2 BUTTONS	120.190.130	ON REQ.
STSR 25 2 BUTTONS	120.250.130	ON REQ.
STSR 32 2 BUTTONS	120.320.130	ON REQ.

STSR 19(3/4")-25(1")-32(1-1/4")

- EASY AND FAST ADJUSTMENTS

- EAST ACCES TO CLEAN AND TO PERFORM MAINTENANCE




3 BUTTONS MODEL:

P1= PUSH TO OPEN THE TOOL TO INSERT STRAP

P2= HOLD BOTTOM PUSHED TO CLOSE THE TOOL AND STARTING TENSION CYCLE (IF RELEASED THE TENSION CYCLE WILL BE STOPPED)

P3= HOLD BOTTOM PUSHED UNTILL THE SEALING AND CUTTING CYCLE ARE COMPLETED



2 BUTTONS MODEL:


P1= PUSH TO CLOSE THE TOOL AND STARTING THE TENSION CYCLE (THE TENSION WILL ARRIVE UNTILL THE MAXIMUN VALUE)

P2= HOLD BOTTOM PUSHED UNTILL THE SEALING AND CUTTING CYCLE ARE COMPLETED, AUTOMATICLY AT THE END CYCLE THE TOOL WILL BE OPENED TO EXTRACT AND INSERT STRAP (IF PUSHED DURING THE TENSION CYCLE WILL STOP IT)

SLIDING ROLLER



TURN THIS SCREW TO ADJUST THE GAP BETWEEN FEEDWHEEL AND SLIDING ROLLER




TURN THIS SCREW TO ADJUST THE MOTOR POWER




TYPICAL APPLICATIONS


- * MECHANICAL INDUSTRIES
- * CARPENTRY
- * BANDS, COILS, PROFILES, PIPES
- * FOUNDRY
- * WOOD
- * METALLURGY



**3 BUTTONS
MODEL USING
SEQUENCE**




TYPICAL APPLICATIONS



- * MECHANICAL INDUSTRIES
- * CARPENTRY
- * BANDS, COILS, PROFILES, PIPES
- * FOUNDRY
- * WOOD
- * METALLURGY

**2 BUTTONS
MODEL USING
SEQUENCE**



ACCESSORIES

- **FILTER + LUBRIFICATOR + PRESSURE AIR ADJ GROUP CODE 601.010.830**
- **SPIRAL LONG PIPE MT.15 WITH AIR CONNECTORS ON TIPS CODE 281.218.300**
- **BALANCER 8/11 KG CODE 605.080.070**

OPTIONALS

- **PINS JOINTED SPECIAL SUSPENSION BRACKET KIT CODE 281.018.800**



ALL SPECIFICATIONS ARE CORRECT AT TIME OF PRINT, ARE FOR GUIDANCE PURPOSE ONLY AND SUBJECT TO CHANGE WITHOUT PRIOR NOTICE -09/04

COLUMBIA S.r.l. Packing Systems & Materials -Via Della Repubblica, 44 - SOLARO (MI) - ITALY
TEL. +39.02.96790381 - FAX +39.02.96790397 - columbiatools@columbiatools.net—www.columbiatools.it